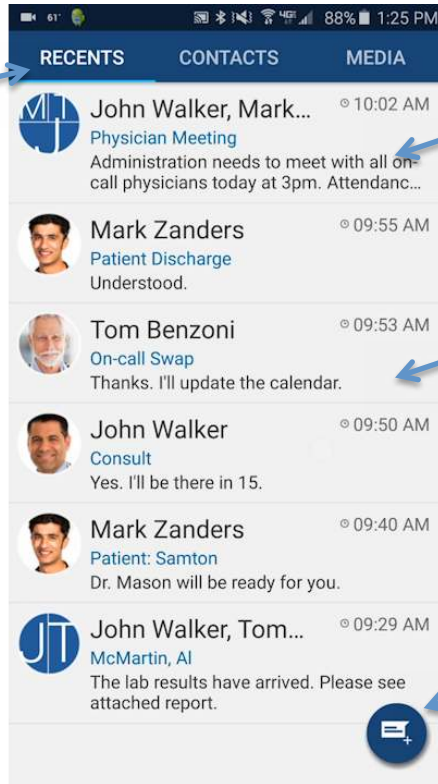


Qliq Secure Texting Android App

Recent Conversation List

Navigation Tabs



Tap to view conversation

Tap and Hold Conversation

- Save conversation
- Delete conversation

Start new conversation

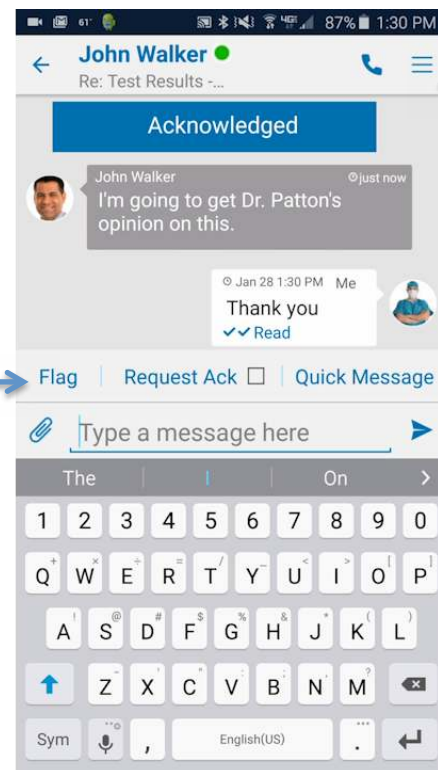
Conversation Screen

Tap Flag to choose message priority.

Request Acknowledgement is used to receive notification from recipient

Quick Message is a list of commonly used messages

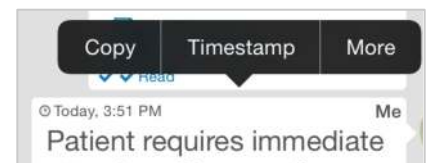
Tap Paper Clip to take picture, attach image or file.



Click to call person

Edit Conversation

Tap and hold message to reveal actions



- Copy
- Forward
- Details
- Save
- Recall

Contact and Group List

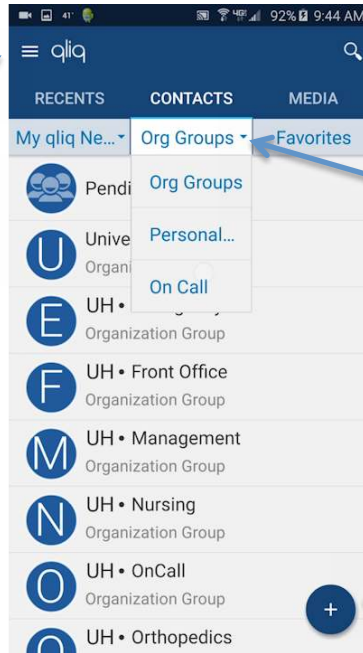
Qliq Menu

- Change Presence
- Access Settings
- Check On-Call

Contact List Filters

Create a Personal Group

Now you can create your own groups in Qliq to organize your contacts and facilitate group messaging. Tap Action Button and choose New Personal Group.



View Favorite Contacts

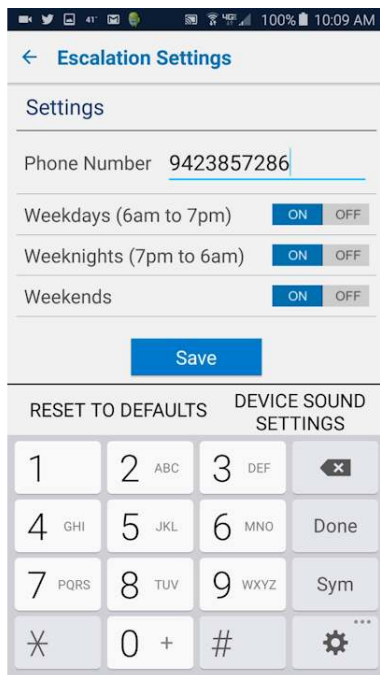
View Groups

- Organization Groups
- My Groups
- On-Call Groups

Action Button

- Show Favorites
- New Personal Group
- New Personal Contact

Escalated Notification



Turn on Escalated Call Notification to receive notification by telephone if smartphone is off data network or Wifi. This ensures reliability of Qliq notifications. This is found in Settings/Sounds & Alerts

Take pictures right from media library. Then send in a Qliq message or upload to EMR.

Tap Action Button

- New Photo
- New Audio
- New Video
- New Document



Media Library

